

Welcome to Ysgol Gynradd Gymraeg Penderyn.



Transition booklet for
Nursery



School Mission Statement: Be all that you can.

School vision:

Our vision at Ysgol Gynradd Gymraeg Penderyn is to nurture, inspire, support and challenge all of our pupils. Through memorable, meaningful and diverse learning activities and experiences we aim to ensure that our children become life long learners who reach their full potential in a Welsh language environment.

Our school community is a family comprising of children, parents, Governors teachers and the wider community. We work together to create an inclusive, diverse and nurturing environment where the wellbeing and the happiness of every child in our care is at the heart of everything we do. This is done in the context of our local community (our Cynefin) and our place within Wales and the wider world.

Our aim is to root good practices in the moral, social and emotional development of our children. This is created through the Curriculum for Wales and its four purposes. That our children become:

- Ambitious and Capable Learners.
- Enterprising and Creative Contributors.
- Ethically informed Citizens of Wales and the World.
- Healthy and confident individuals

These words were collected by the school stakeholders and have been placed in our school emblem – a tree. *“Mighty Oaks from Little Acorns Grow”*.



These are projected in school through our **core values**.

- To nurture and promote the health and wellbeing of all pupils and staff in a safe, supportive and stimulating environment.
- • To engage fully and responsibly as active, respectful citizens of an inclusive local, national and global community.
- To encourage creative, critical and collaborative skills, embracing challenges and celebrating achievements of all pupils and staff.
- To establish a learning community where all pupils and staff are confident to express ideas, take risks and reflect, whilst acquiring new knowledge and skills to challenge themselves to achieve the highest standards.

The vision and our core values are reviewed regularly by our school community to be responsive and flexible in an ever-changing world.

Important information

School day:

Morning session 9.00—12.00

Afternoon session 13.15-15.30

School uniform:

Grey trousers, skirt, dress.

Light blue polo t-shirt

Blue jumper/cardigan

P.E.: Wednesday

Children to wear suitable clothes and shoes to school i.e.. tracksuit bottoms/leggings, T-shirt. Jumper.

School dinners:

There is a fortnightly menu that is shared with parents. We would like all children to have school dinners at the beginning of the year.. The price of school dinners is £13.50 a week And you will receive a unique code to pay online during the first few weeks. .

How can you help your child?

- 1) Discuss school with your child and tell them about how much fun they will have there.
- 2) Teach your child to use the toilet independently and to also ask to go.
- 3) Teach your child to flush the chain and to then wash their hands correctly.
- 4) Help your child to begin to recognise their own name and photos of themselves.
- 5) Put your child's name on everything including their shoes.
- 6) Teach your child to be able to put on and remove their coat independently. (More info on next page)
- 7) Teach your child to use a knife and fork correctly.
- 8) Help your child to be able to drink from a sports bottle, cup and straw.
- 9) Give your child plenty of opportunities to use creative things at home including crayons, pencils, paper, glue, scissors, paint.
- 10) Give your child the opportunity to work on their fine motor skills. (More information on page 8 and 9)

How to put on a coat.



The importance of Fine Motor Skills

What are fine motor skills?

Fine motor skills of the hand is the ability to grip, grasp and manipulate objects with the muscles in the thumb, pointer and middle finger of the hands (tripod grip) to perform everyday tasks with confidence and precision.



Why are they so important?

Fine motor skills development is an essential foundation of education, self-care and ultimately independence. Fine motor activities help children improve hand-eye coordination, encourages problem solving and are the building blocks to writing.

How can you help your child with their fine motor skills?

Here are some examples of things that you can do at home.



The importance of reading to your child.

Reading to your child is a very important activity. Reading to your child helps them to

- Build word and language skills
- Develop their imagination
- Develop their communication skills
- Develop self-confidence
- Develop good listening skills

It is also important to discuss the story with your child, allow your child to re-tell the story in their own words and to also encourage your child to treat a book correctly by allowing them to hold the book, and turn the pages whilst you read to them .




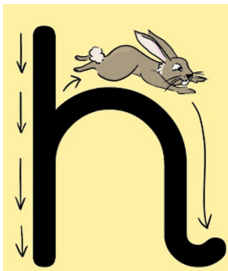





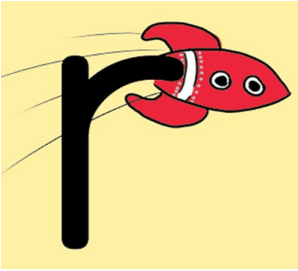





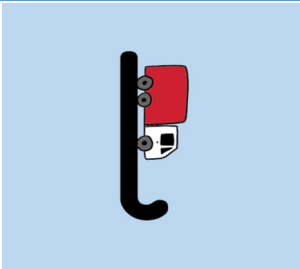
Our Phonic System








As a school we use a phonic scheme called Tric a Chlic to educate your child on how to read and write. An important part of Tric a Chlic is a writing script to model how to form letters.

Here is a copy of the script we use. If you wish to practise forming letters at home could you please use this script so that there is consistency between school and home.

Thank you for your co-operation.

m		<p>I lawr ac mae'r mwnci'n neidio ac mae'n neidio</p> <p>Down and then the monkey jumps and jumps</p>
a		<p>Yn grwn fel afal ac i lan a lawr y ddeilen.</p> <p>Round like an apple then up and down the leaf</p>
p		<p>Yn hir ac mae angen pnen.</p> <p>Long and we need a head</p>
h		<p>Yn hir ac yna hop</p> <p>Long and then a hop</p>
t		<p>I lawr corff tedi yna cic, cofiwch dwy fraiche.</p> <p>Down the teddies body and then cic, don't forget its 2 arms.</p>
e		<p>Fel trwnc yr eliffant yn syth at draws ac o amgylch.</p> <p>Like the eliphants trunk, straight across and then around.</p>
c		<p>Fel clust i chlywed chi</p> <p>Like a ear to hear you with</p>

r		I lawr a chodi fel roced. Down and then take off like a rocket
y		Ymbarel wyneb i waered a choes hir Upside down umbarel with a long leg
n		I awr a neidio Down and a jump
b		Ai chefn yn syth a bola mawr. A straight back and a big belly
g		Yn grwn a'i gwallt yn hir Round and her hair is long
w		I lawr i fyny, i lawr i fyny Down and up, down and up
l		Mae'r lori 'n mynd lawr y lon A lorry going down the lane

o		Yn grwn fel oren Round like an orange
s		Yn sleifio i lawr y sleid Slinking down the slide
d		Ai du ol yn fawr ac i lan a lawr With his large backside and up and down his back
i		I lawr coes yr iar a dot fel pen. Down the chickens head and a dot for it's ahead
u		O gwmpas y bowlen uwd ac i lawr y llwy Round the bowl and down the spoon
j		I lawr gwddf Jaci jiraff dot yn ei lygaid Down the giraffs neck and a dot for an eye
f		Mae'r fan yn mynd i lawr i lawr, croesi'r croesfordd. The van goes dwon and across the crossroads

Communication

As a school we use a system called classdojo to keep in contact and communicate with parents. During the first week your child will come home with all the details you need to become members of the system. We will use this system to inform you of key events and to show you pictures of activities that happen during school time. There is also a part where you as parents can message us privately.

We also have a text message system so please make sure that your contact details are always kept up to date. There is also a weekly newsletter on our school website. #

If you have any questions or concerns please come and speak with us.

Diolch o Galon